

barbee

MODEL TP-4500-RV

PORTABLE
RELIEF VALVE TESTER



The **Model TP-4500-RV** is designed to test pressure relief valves with air and water from 1/2" to 6" flanged valves with manual clamping arms.

Standard features include:

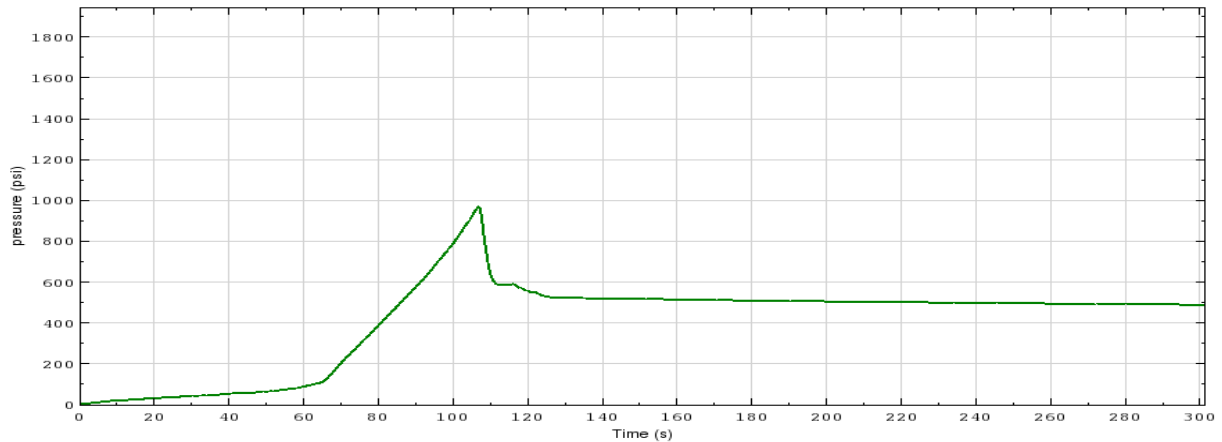
- Manual clamping arms with slotted test plate.
- Capable of testing valves with air & water up to 4500 PSI
- Panel mounted pressure regulators, valves and gauges for easy controls.
- Air driven hydrostatic pump for seat testing with water
- 5 gallon 6000 PSI ASME air surge tank
- Stainless steel J tube design
- 1 1/2" ball valve 6000 PSI for high volume lift
- Powder coated frame with casters
- Swing out Safety Lexan shield
- Adapter plate for threaded valves from 1/2" to 2" NPT
- Test plate with o-ring grooves for flanged valves
- Built in panel mounted vent sight flow

Date: 3/29/2010 10:05:12 AM
Work Order: EVS1970

Test Sheet: RUN OFF TEST
Serial #: 1234
Technician: RG
Popping Pressure: 973.00 psi
Reseating Pressure: 493.00 psi
Target Pressure: 750

Valve: SRV
Valve Mfr: HYDRASEAL
Valve Size: 2 X 3
Ave. Slope: 1.65 psi/sec

Notes:

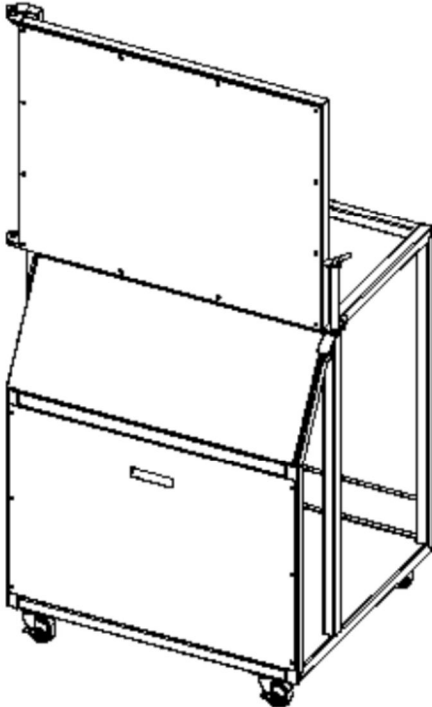
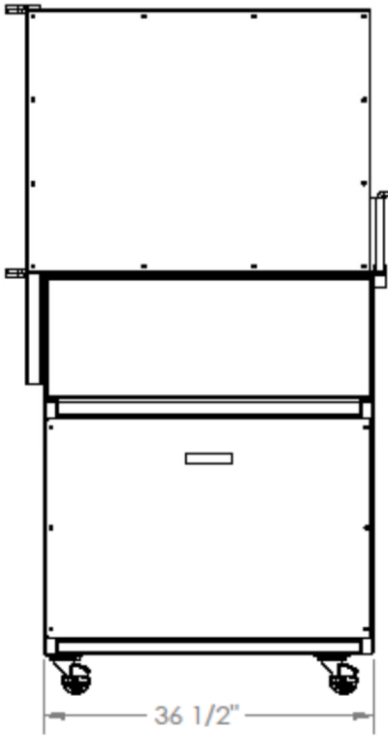
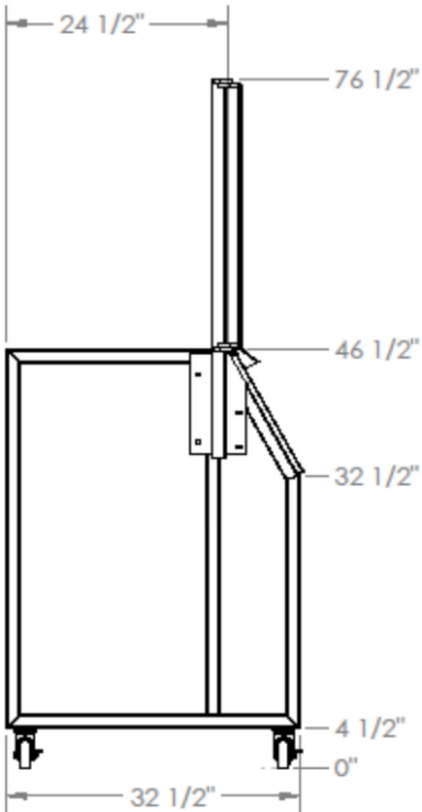


Data Acquisition: OPTIONAL:

The set (popping) pressure, re-seat pressure, valve model and serial number, size can be displayed along with other data such as technician name, and date. Data is displayed on the flat screen monitor of the computer, and can be saved in the system as well as printed with the ink jet printer installed inside the console shown below.



TP-4500-RV DIMENSIONS



MODEL TP-4500-RV SPECIFICATIONS

TEST COMPONENTS:

Flanged and threaded relief valves from 1/2" to 2" NPT, 2" to 6" flanged.

TEST PRESSURE:

0-4500 PSI air & water

CLAMPING FIXTURES: Slotted test plate with 6 manual clamps.

AIR TANK: 5 air surge tank , 6,000 PSI maximum pressure.

DATA ACQUISITION: (Optional)

PC, software and hardware included. Digital gauge 0-5000 PSI with RS-232 port. Inkjet printer, cables, console with swivel

GAUGES: 4" dial panel-mounted gauges, 0.5% accuracy full scale, max pressure pointer, and gauge savers, 0-5000 PSI.

COMPONENTS: Panel mounted ball valves, pressure regulators for ergonomic controls.

UTILITIES REQUIRED: 100 PSI shop air, water supply, 5000 PSI nitrogen/ air source.

ACCESSORIES: Adapter plate for testing 1/2" to 2" NPT valves with quick disconnects.



DIMENSIONS: 36" L X 24" W X 62" H APPROXIMATE WEIGHT: 550 LBS.